

GROWTH PORTFOLIO - SERIES A

HISTORICAL PORTFOLIO RETURNS

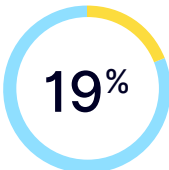

3 months 6.05%	1 year 13.39%	3 years 5.52%	5 years 7.32%	10 years 7.14%	15 years 9.72%	20 years 6.52%	Since inception (Dec. 11, 2002) 7.01%
-------------------	------------------	------------------	------------------	-------------------	-------------------	-------------------	---

Returns are net
the MER of:

1.95%

Returns for periods longer than 1 year are annualized

ASSET CLASS WEIGHTINGS AND RETURNS

FIXED INCOME		Weighting	Asset class	1-year return
		2.1%	Government bonds	-1.29%
		9.22%	Investment grade bonds	4.28%
		7.9%	Corporate value bonds	6.66%
		-	Commercial mortgages	-

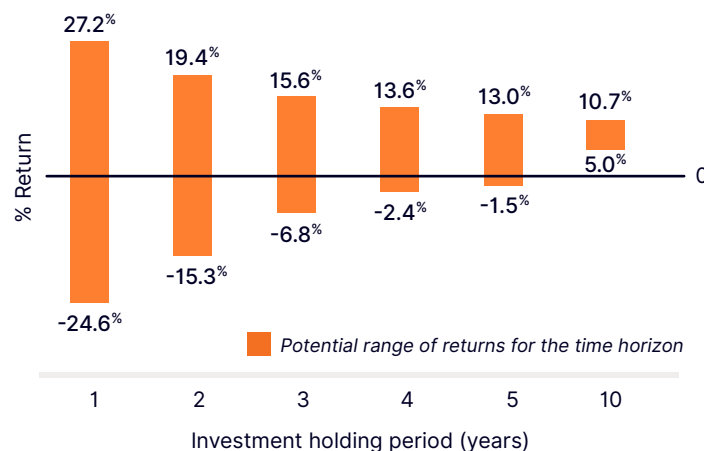
EQUITY		Weighting	Asset class	1-year return
		17.9%	Canadian large-cap	11.74%
		5.6%	Canadian small-cap	19.63%
		17.7%	US large-cap	23.96%
		2.7%	US mid-cap	21.52%
		2.3%	US small-cap	14.09%
		28.1%	International equity	13.38%
		6.4%	Global small-cap	12.07%
		0.1%	Private equity	11.97%

Due to ongoing portfolio changes and reporting requirements, the sum of the asset class returns may not equal the overall fund performance reported. Data is unavailable for asset classes with less than one year of performance.

HISTORICAL RANGE OF RETURNS

This graph shows the range of returns using historical one year rolling returns for the Compass Growth Series A Portfolio as of December 31, 2023. Rolling returns are calculated by advancing one month sequentially for consecutive periods. These numbers are annualized and based on the start of the rolling period, not the calendar year. The ranges are derived using a 95% confidence interval to remove outlier performance in a given year and illustrate an estimate of the potential return ranges a unitholder may experience. The historical return "high" for the year was the return that was in the top 2.5% category for observed returns, and the historical return "low" for the year was the return that was in the bottom 2.5% category for observed returns. There are probabilities that actual future returns fall outside of these historical estimated bands. Past performance does not guarantee future performance and this chart is used to illustrate the historical volatility, or return ranges, of the fund.

* Returns are net of fees



MANAGER BREAKDOWN

Mawer*

- Canadian small-cap
- Canadian large-cap
- US large-cap
- Global small-cap
- International equity

50.7%

Blackrock*

- US large-cap
- US small-cap

6.2%

BMO*

- Government bond index
- US large-cap
- US mid-cap
- International equity

12.4%

Canso*

- Corporate value bonds
- Government bonds

17.2%

Cardinal*

- Canadian large-cap

7.5%

Cidel*

- Canadian large-cap

4.5%

Picton*

- Canadian small-cap

1.4%

TriWest*

- Private equity

0.1%

* **BlackRock:** BlackRock Investment Management Canada Ltd., **BMO:** BMO Asset Management, **Canso:** Canso Investment Counsel Ltd., **Cardinal:** Cardinal Capital Management Inc., **Cidel:** Cidel Asset Management Inc., **Mawer:** Mawer Investment Management Ltd., **Picton:** Picton Mahoney Asset Management, **TriWest:** TriWest Capital Management

Figures subject to rounding

PORTFOLIO COMMENTARY

Q1 2024 Summary

- The first quarter of 2024 had equity markets climbing further upward even with interest rates rebounding higher through the period. All Compass Portfolios and ATBIS Pools (the Funds) saw positive performance for the quarter.
- Markets are awaiting firm guidance from central banks on the direction of interest rates. Within Canada markets are anticipating a cut in July for the first 0.25%.
- Global company earnings last quarter remained resilient and equity valuations especially ex-US are quite attractive, but global GDP growth is estimated to be 2.5%¹ for 2024—other than 2020, that would be the lowest annual growth since 2009.

Read the full Portfolio Manager's Commentary for Q1 at atbim.atb.com.

¹ International Monetary Fund

This report has been prepared by ATB Investment Management Inc. (ATBIM). ATBIM is registered as a Portfolio Manager across various Canadian securities commissions with the Alberta Securities Commission (ASC) being its principal regulator. ATBIM is also registered as an Investment Fund Manager who manages the Compass Portfolios and the ATBIS Pools. ATBIM is a wholly owned subsidiary of ATB Financial and is a licensed user of the registered trademark ATB Wealth.

The mutual fund performance data provided is the historical annual compound total return including changes in unit value and re-investment of distributions only and does not take into account sales, redemption, distribution or optional charges or income taxes payable by any security holder that may reduce returns. Unit values of mutual funds will fluctuate and past performance may not be repeated. Mutual Funds are not insured by the Canada Deposit Insurance Corporation, nor guaranteed by ATBIM, ATB Securities Inc. (ATBSI), ATB Financial, the province of Alberta, any other government or any government agency. Commissions, trailing commissions, management fees, and expenses may all be associated with mutual fund investments. Read the fund offering documents provided before investing. The Compass Portfolios and ATBIS Pools includes investments in other mutual funds. Information on these mutual funds, including the prospectus, is available on the internet at www.sedar.com.

Opinions, estimates, and projections contained herein are subject to change without notice and ATBIM does not undertake to provide updated information should a change occur. This information has been compiled or arrived at from sources believed reliable but no representation or warranty, expressed or implied, is made as to their accuracy or completeness. ATB Financial, ATBIM and ATBSI do not accept any liability whatsoever for any losses arising from the use of this report or its contents.

This report is not, and should not be construed as, an offer to sell or a solicitation of an offer to buy any investment. This report may not be reproduced in whole or in part; referred to in any manner whatsoever; nor may the information, opinions, and conclusions contained herein be referred to without the prior written consent of ATBIM.